

Safe-Fix Anchors

Light Duty Anchors

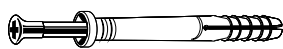
The Safe-Fix range of light duty anchors consists of nylon and plastic anchors suitable for light duty fixings into concrete, brickwork, solid block or natural stone. Light duty anchors are ideally suited for fixing timber battens, frames, metal flashings, electrical trunking, brackets, paintings, notice boards, electrical light fittings, computer cabling, etc.

Nail-in Anchor Benefits

- Plug expands uniformly ensuring a secure fixing.
- Manufactured from high grade nylon which guarantees consistent performance.
- Wide range of sizes to suit all applications.
- Fast and easy to install.
- Removable simply by unscrewing.
- Also available with stainless steel nails for use in high corrosion areas.
- Ideal for fixing timber battens, frames, metal flashings, wall angles, brackets, cable ducts, electrical fittings, skirting boards, etc.



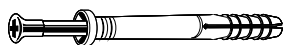
■ Nail-in Anchor



For use in concrete, brickwork, solid block or natural stone

SIZE ø mm x Lmm		DRILL HOLE ø mm x Depth mm		Max. Fixable thickness mm
5	25	5	35	1
5	35	5	45	5
5	45	5	55	15
6	35	6	45	5
6	45	6	55	15
6	55	6	65	25
6	70	6	80	40
8	45	8	55	5
8	60	8	70	15
8	75	8	85	30
8	100	8	110	60
8	120	8	130	80
8	135	8	145	95

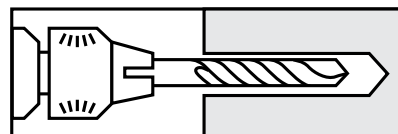
■ Nail-in Anchor Stainless steel



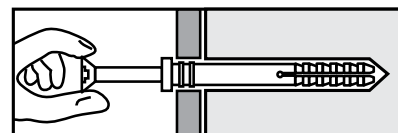
For use in concrete, brickwork, solid block or natural stone

SIZE ø mm x Lmm		DRILL HOLE ø mm x Depth mm		Max. Fixable thickness mm
5	35	5	45	5
5	45	5	55	15
6	35	6	45	5
6	45	6	55	15
6	55	6	65	25
6	70	6	80	40
8	60	8	70	15
8	75	8	85	30
8	100	8	110	60

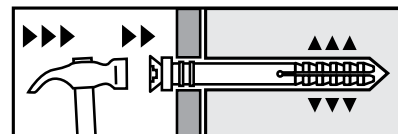
1
Drill correct size hole and remove dust.



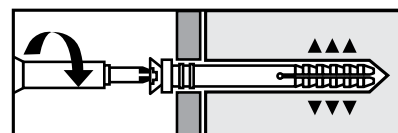
2
Place the Nail-in Anchor and the object to be fixed.



3
Hammer nail into plug to secure.



4
Use screwdriver to remove if required.




Wall Plugs - nylon



General purpose fixing plug used with wood or chipboard screws. Nylon plug ensures secure fixing. Suitable for use in concrete, brickwork, solid block or natural stone.

PLUG SIZE ø mm x Length mm		DRILL HOLE ø mm x Depth mm		SCREW ø mm
4	20	4	30	2.0 - 3.0
5	25	5	35	2.5 - 4.0
6	30	6	40	3.5 - 5.0
7	30	7	40	4.0 - 5.0
8	40	8	55	4.5 - 6.0
10	50	10	65	6.0 - 8.0
12	60	12	75	8.0 - 10.0
14	75	14	90	10.0 - 12.0
16	80	16	100	12.0 - 14.0

Wall Plugs - plastic



Suitable for use in concrete, brickwork, solid block or natural stone.

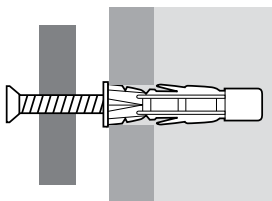
PLUG SIZE ø mm x Length mm		DRILL HOLE ø mm x Depth mm		SCREW ø mm
5	25	5	35	2.5 - 4.0
6	30	6	40	3.5 - 5.0
8	40	8	55	4.5 - 6.0
10	50	10	65	6.0 - 8.0
12	60	12	75	8.0 - 10.0
14	75	14	90	10.0 - 12.0

Universal Plugs

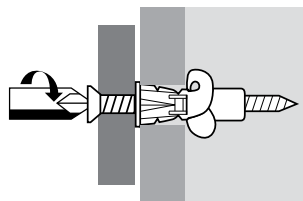


Light duty, general purpose fixing suitable for use in plasterboard, chipboard as well as masonry, concrete and hollow brick.

SIZE	DRILL HOLE ø mm x Depth mm		MIN. WALL THICKNESS mm	SCREW ø mm
M6 x 37	6	50	6	3.5 - 4.0
M8 x 50	8	50	8	4.0 - 5.0
M10 x 60	10	60	10	5.0 - 6.0



Pre-drill and insert plug into hole.



Tighten correct size screw to secure.

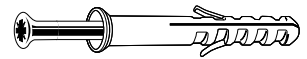
Expansion Plugs

Light duty two-way plastic expansion plug for use in masonry and concrete.



COLOUR	DRILL HOLE ø mm	DRILL HOLE DEPTH mm	SCREW ø mm
Yellow	5	35	3.5
Red	5.5	40	4.2
Brown	6.5	50	5.0 - 5.5
Blue	9	50	6
Green	11	60	8 - 10

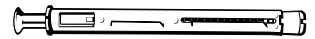
Frame Fixing Anchors - nylon



Designed for fixing door and window frames to masonry. Nylon plug ensures secure fixing. Suitable for use in concrete, brickwork, solid block or natural stone.

SIZE	PLUG SIZE ø mm	PLUG SIZE L mm	DRILL HOLE ø mm	DRILL HOLE depth mm	MAX. FIXABLE THICKNESS mm
8 x 60	8	60	8	70	10
8 x 80	8	80	8	90	30
8 x 100	8	100	8	110	50
10 x 80	10	80	10	90	30
10 x 100	10	100	10	110	50
10 x 115	10	115	10	135	65
10 x 135	10	135	10	145	85
10 x 160	10	160	10	175	110

Frame Anchors Nylon

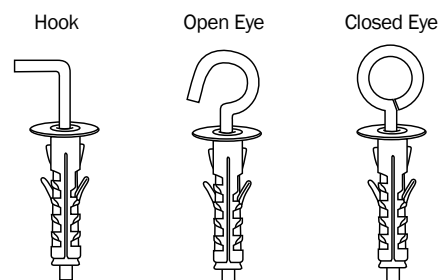


Designed for fixing door and window frames to masonry. Nylon plug ensures secure fixing. Suitable for use in concrete, brickwork, hollow brick or natural stone.

SIZE	PLUG SIZE ø mm	PLUG SIZE L mm	DRILL HOLE ø mm	DRILL HOLE depth mm	MAX. FIXABLE THICKNESS mm
10 x 75	10	75	10	85	15
10 x 100	10	100	10	110	40
10 x 120	10	120	10	130	60
10 x 140	10	140	10	150	80
10 x 160	10	160	10	170	105

Nylon Sleeve Anchor

Quick and easy to install, ideal for all general purpose applications. Nylon plug ensures secure fixing. Suitable for use in concrete, hollow brick, brickwork, hollow block or natural stone.



TYPE	PLUG SIZE ø mm	PLUG SIZE L mm	DRILL HOLE ø mm	DRILL HOLE depth mm
Hook	12	45	12	55
Open Eye	12	45	12	55
Closed Eye	12	45	12	55