

Safe-Fix Anchors

Heavy Duty Anchors

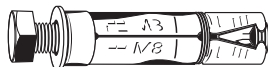
The Safe-Fix range of heavy duty anchors consists of metal and stainless steel anchors suitable for heavy duty fixings into concrete and brickwork. Heavy duty anchors are ideally suited for fixing timber battens, frames, installing machinery, ballustrading, wall plates, electrical switching gear, cable anchorage, etc.

Topbolt Anchor Benefits

- Four way shield expansion ensures a strong and secure fixing.
- Tough and reliable shield construction protects the wedge nut during insertion into the hole.
- Easy to install.
- Wide range of sizes and head types available to suit all applications.
- Zinc and yellow passivated finish ensures durability.
- Suitable for use in concrete and full brick.
- Ideal for fixing wall angles, frames, machinery, brackets, racking, safety equipment, ballustrades, etc.



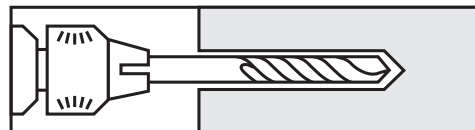
Topbolt Bolt Anchor



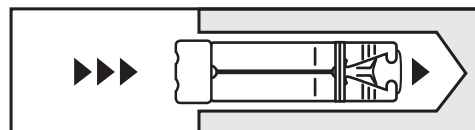
Heavy duty general purpose fixing. Suitable for use in concrete and full brick.

SIZE	DRILL HOLE Ø mm	MIN. HOLE DEPTH mm	MAX. FIXABLE THICKNESS mm
6-10L	10	45	10
6-25L	10	45	25
6-40L	10	45	40
8-10L	14	55	10
8-25L	14	55	25
8-40L	14	55	40
10-10L	16	65	10
10-25L	16	65	25
10-50L	16	65	50
10-75L	16	65	75
12-10L	20	85	10
12-25L	20	85	25
12-40L	20	85	40
12-60L	20	85	60

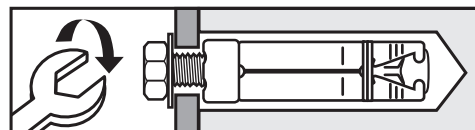
1 Drill correct size hole and remove dust.



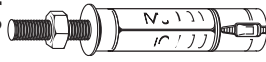
2 Insert anchor shield into hole.



3 Insert bolt into shield and tighten the bolt to secure.



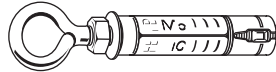
■ Topbolt Projecting Bolt Anchor



Heavy duty general purpose fixing. Suitable for use in concrete and full brick.

SIZE	DRILL HOLE Ø mm	MIN. HOLE DEPTH mm	MAX. FIXABLE THICKNESS mm
6 - 10P	10	45	10
6 - 25P	10	45	25
6 - 60P	10	45	60
8 - 10P	14	55	10
8 - 25P	14	55	25
8 - 60P	14	55	60
10 - 15P	16	65	15
10 - 30P	16	65	30
10 - 60P	16	65	60
12 - 15P	20	85	15
12 - 30P	20	85	30
12 - 75P	20	85	75

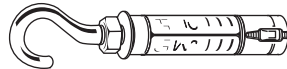
■ Eye Bolt



Heavy duty general purpose fixing. Suitable for use in concrete and full brick.

SIZE	DRILL HOLE Ø mm	MIN. HOLE DEPTH mm	INTERNAL EYE DIA. mm
M6	10	45	11
M8	14	55	13

■ Hook Bolt



Heavy duty general purpose fixing. Suitable for use in concrete and full brick.

SIZE	DRILL HOLE Ø mm	MIN. HOLE DEPTH mm	INTERNAL HOOK DIA. mm
M6	10	45	11
M8	14	55	13

■ Shield Anchors 3 Segment Shield



Heavy duty anchor for general purpose fixing, 3 segment shield with external wedge nut provides secure fixing. Suitable for use in concrete and full brick.

SIZE	DRILL HOLE Ø mm	MIN. HOLE DEPTH mm	MAX. FIXABLE THICKNESS mm
6-10L	12	50	10
6-25L	12	50	25
8-10L	14	55	10
8-25L	14	55	25
10-10L	16	65	10
10-25L	16	65	25
12-10L	20	80	10
12-25L	20	80	25

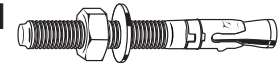
■ Wedge Anchor Mono Collar



Heavy duty anchor, quick and easy to install, wedge anchor diameter same as drill hole diameter. Suitable for use in concrete.

SIZE	DRILL HOLE Ø mm	MIN. HOLE DEPTH mm	MAX. FIXABLE THICKNESS mm
M6 x 45	6	35	5
M6 x 55	6	35	15
M8 x 65	8	55	5
M8 x 75	8	55	15
M8 x 100	8	65	30
M10 x 70	10	60	5
M10 x 90	10	70	15
M10 x 100	10	70	30
M10 x 115	10	70	40
M10 x 130	10	70	55
M12 x 70	12	70	5
M12 x 95	12	80	10
M12 x 110	12	80	30
M12 x 135	12	80	50
M12 x 150	12	80	65
M16 x 90	16	80	5
M16 x 105	16	90	10
M16 x 125	16	90	30
M16 x 140	16	90	45
M16 x 160	20	90	65
M20 x 125	20	100	20
M20 x 140	20	100	45
M20 x 170	20	100	65

■ A2 Stainless Steel Mono Collar



Stainless steel A2 wedge anchor for use in high corrosion areas. Suitable for use in concrete.

SIZE	DRILL HOLE Ø mm	MIN. HOLE DEPTH mm	MAX. FIXABLE THICKNESS mm
M8 x 70	8	55	10
M10 x 80	10	65	10
M10 x 120	10	70	50
M12 x 100	12	80	15
M12 x 120	12	80	35
M16 x 105	16	90	10
M16 x 140	16	90	45

■ A4 Stainless Steel Mono Collar



Stainless steel A4 wedge anchor for use in marine environments and high corrosion areas. Suitable for use in concrete.

SIZE	DRILL HOLE Ø mm	MIN. HOLE DEPTH mm	MAX. FIXABLE THICKNESS mm
M10 x 80	10	65	10
M12 x 100	12	80	15
M16 x 105	16	90	10